

AUDITORS REPORT


To
The Members,
Kalinga Institute of Industrial Technology,
Plot No. 383, 384, Patia, Bhubaneswar-751024


We have examined the attached Balance Sheet of KIIT UNIVERSITY of KALINGA INSTITUTE OF INDUSTRIAL TECHNOLOGY, BHUBANESWAR, ORISSA as at 31st March 2017, annexed Income & Expenditure Account for the years ended on that date. These financial statements are the responsibility of the Society/ Institute's Management. Our responsibility is to express an opinion on these financial statements based on our audit.


1. We have conducted our audit in accordance with the auditing standard generally accepted in India. Those standards require that we plan and perform the audit to obtain reasonable assurance about whether the financial statements are free from any material misstatements. An audit includes examining on test basis, evidence supporting the amounts and disclosures in the financial statements. An audit also includes assessing the accounting principles used and significant estimates made by the management, as well as evaluating the overall financial statements presentation. We believe that our audit provides a reasonable basis for our opinion.
2. Further to our comments in the Annexure referred in paragraph 1 above we state that:
 - a) We have obtained all the information and explanations, which to the best to our knowledge and belief were necessary for the purpose of our audit.
 - b) In our opinion proper books of account as required by law have been kept by the Society/ Institute so far, as appears from the examination of such books.
 - c) The Balance Sheet & Income & Expenditure Account dealt with by this report are in agreement with the books of account.
 - d) In our opinion and to the best of our information and according to the explanation given to us, the said accounts read together with the notes thereon give the true and fair view:
 - (i) In case the Balance Sheet, the state of affairs of the Society/ Institute as at 31st March 2017
 - And
 - (iii) In case the Income and Expenditure Account for the year ended on that date

For SANTOSH K. AGRAWALLA & ASSOCIATES
Chartered Accountants

Plot No-361/2323, Jayadev Vihar,
Bhubaneswar-751013
Date: 10th January 2018

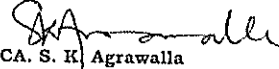



[CA S. K. Agrawalla]
Partner
M.No 055996




	NO.	2017	2016
		Rs.	Rs.
A SOURCES OF FUNDS			
1 Capital fund			
(a) Corpus Fund	2.1	8,75,08,655	7,44,85,811
(b) Reserves and surplus	2.2	7,28,22,04,724	5,51,13,83,363
		7,36,97,13,379	5,58,58,69,174
2 Non-current liabilities			
(a) Long-term borrowings	2.3	5,99,32,05,691	5,41,96,58,415
(b) Other long-term liabilities	2.4	32,06,863	1,59,76,618
(c) Long-term provisions			
		5,99,64,12,554	5,43,56,35,033
3 Current liabilities			
(a) Short-term borrowings	2.5	30,03,89,948	25,01,28,290
(b) Payables	2.6	64,50,05,340	18,77,70,243
(c) Other current liabilities	2.7	12,66,78,904	17,81,93,267
(d) Short-term provisions			
		1,07,20,74,192	61,60,91,801
TOTAL		14,43,82,00,125	11,63,75,96,008
B APPLICATION OF FUNDS			
1 Non-current assets			
(a) Fixed assets	2.8		
(i) Tangible assets		8,06,28,05,698	8,05,72,13,402
(ii) Intangible assets		3,99,73,457	4,81,80,214
(iii) Capital work-in-progress		2,27,52,84,822	92,37,14,798
		10,37,80,63,977	9,02,91,08,414
(b) Non-current investments	2.9	4,00,00,000	4,00,00,000
(c) Deferred tax assets (net)			
(d) Long-term loans and advances	2.10	51,03,68,613	36,76,35,455
(e) Other non-current assets			
		10,92,84,32,590	9,43,67,43,869
2 Current assets			
(a) Current investments	2.11	18,23,53,211	9,90,58,394
(b) Inventories	2.12	69,86,98,940	32,34,42,446
(c) Receivables	2.13	1,22,51,90,510	66,17,83,739
(d) Cash and cash equivalents	2.14	1,38,01,72,627	1,07,84,01,430
(e) Short-term loans and advances	2.15	2,33,52,247	3,81,66,130
(f) Other current assets			
		3,50,97,67,536	2,20,08,52,139
TOTAL		14,43,82,00,125	11,63,75,96,008
SIGNIFICANT ACCOUNTING POLICIES			
NOTES TO ACCOUNTS			

As per our report attached
for Santosh K. Agrawalla & Associates
Chartered Accountants
Firm's Registration No.322231E


CA. S. K. Agrawalla
Partner
Membership No- 055996

Place : Bhubaneswar
Date : 10th. January, 2018





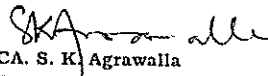
Name of the University:


KIIT UNIVERSITY
383, 384 Patia, Bhubaneswar-24

Income & Expenditure for the year ended 31 March, 2017

Particulars	Note No.	As at March 31st,	
		2017	2016
		Rs.	Rs.
1 Direct Income Less: Duty & Taxes Revenue from operations (net)	2.16	5,89,19,90,978	5,06,21,37,158
2 Other income	2.17	1,06,57,48,686	75,35,69,293
3 Total revenue (1+2)		6,95,77,39,664	5,81,57,06,451
4 Expenses			
(a) Employee benefits expense	2.18	1,79,68,98,402	1,61,62,52,784
(b) Finance costs	2.19	69,46,16,412	58,95,03,422
(c) Depreciation and amortisation expense	2.8	73,27,34,131	64,01,32,325
(d) Other expenses	2.20	3,07,29,35,458	2,51,23,91,912
5 Total expenses		6,29,71,84,403	5,35,82,80,442
6 Surplus / (Deficit) (3 - 5)		66,05,55,261	45,74,26,008
7 Exceptional items			
8 Profit / (Loss) before extraordinary items and tax (6 ± 7)		66,05,55,261	45,74,26,008
9 Extraordinary items			
10 Profit / (Loss) before tax (8 ± 9)		66,05,55,261	45,74,26,008
SIGNIFICANT ACCOUNTING POLICIES NOTES TO ACCOUNTS			

As per our report attached
for Santosh K. Agrawalla & Associates
Chartered Accountants
Firm's Registration No.322231E


CA. S. K. Agrawalla
Partner
Membership No- 055996






Place : Bhubaneswar
Date : 10th. January, 2018



Particulars	As at March 31st,	
	2017	2016
	Rs.	Rs.
Opening balance	7,44,85,811	6,82,81,939
Add: Grant-in-Aid	1,30,22,844	62,03,872
Closing balance	8,75,08,655	7,44,85,811


Note 2.2 : Reserves and surplus		(Amount in ₹)	
Particulars	As at March 31st,		
	2017	2016	
	Rs.	Rs.	
(a) Development Reserve			
Opening balance	31,39,15,181	31,39,15,181	
Add : During the year	-	-	
Closing balance	31,39,15,181	31,39,15,181	
(b) General reserve			
Opening balance	5,19,74,68,182	4,04,95,62,815	
Add: Transferred from surplus in Statement of Income & Exp.	66,05,55,261	45,74,26,008	
Add: Development Fee	1,11,02,66,100	69,04,79,359	
Add: Transferred from MNRE Project	-	-	
Less: Utilised / transferred during the year for:			
Providing Donation for creation of Asset	-	-	
Others	-	-	
Closing balance	6,96,82,89,543	5,19,74,68,182	
(C) Surplus / (Deficit) in Statement of Income & Expenditure A/C			
Opening balance	-	-	
Add: Profit / (Loss) for the year	66,05,55,261	45,74,26,008	
Amounts transferred from:			
General reserve	-	-	
Other reserves	-	-	
Amounts transferred to:			
General reserve	66,05,55,261	45,74,26,008	
Other reserves	-	-	
Closing balance	-	-	
TOTAL	7,28,22,04,724	5,51,13,83,363	

Note 2.3 : Long-term borrowings		(Amount in ₹)	
Particulars	As at March 31st,		
	2017	2016	
	Rs.	Rs.	
(a) Term loans			
From banks (Secured)			
Allahabad Bank			
Allahabad Bank-A/C-50025940603 (Building)	11,11,08,671	15,14,99,210	
Allahabad Bank-A/C-50057465684 (Building)	7,57,57,684	11,11,01,730	
Allahabad Bank A/C-50057461941 (Building)	7,57,57,684	11,11,01,730	
Allahabad Bank-A/C-50203678564 (Building)	7,91,91,629	9,37,30,814	
Bank of India			
B.O.I-A/C-556665310000002 (Equipment)	369	6,97,22,900	
B.O.I-A/C-556665310000003 (Equipment)	7,06,75,365	14,28,56,700	
B.O.I-A/C-556665410000004 (Building)	4,03,97,994	8,00,68,700	
B.O.I-A/C-556665310000004 (Building)	17,73,96,367	22,66,26,394	
B.O.I-A/C-556665410000016 (Building)	17,16,94,044	22,44,83,810	
Loan-Bank of India-556665410000023	32,32,46,892	-	
Canara Bank			
Canara Bank-A/C-2887773000095 (Building)	-	-	
Canara Bank-A/C-2887773000113 (Building)	8,07,66,337	10,10,03,943	
Canara Bank-A/C-2887773000115 (Building)	-	1,69,15,765	
Canara Bank-A/C-2887773000116 (Building)	3,36,49,459	6,73,14,004	
Canarabank- A/C-2887773000120 (Building)	4,14,38,155	5,52,81,924	
Loan-Canara Bank-2887773000127	20,00,00,000	-	
Sub Total	1,48,10,80,650	1,45,17,07,624	




	2017	2016
	Rs.	Rs.
HDFC Bank		
HDFC Bank-122LN08132810001 (Building)	-	4,83,33,333
HDFC Bank-122LN08132840001 (Building)	-	1,83,33,333
HDFC Bank-A/C-122LN08123270001 (Equipment)	-	-
HDFC Bank-A/C-122LN08152730001 (Equipment)	20,00,00,000	30,00,00,000
HDFC Bank-A/C-122LN08151680001 (Building)	16,80,00,000	21,00,00,000
HDFC Bank-A/C-3402637 (Equipment)	-	19,87,323
HDFC Bank-A/C-3403768 (Equipment)	-	2,37,82,826
HDFC Bank-A/C-3424503 (Equipment)	1,66,66,738	3,39,17,495
HDFC Bank-A/C-3463381 (Equipment)	-	2,28,79,626
HDFC Bank-A/c-80262894 (Equipment)	-	4,31,171
HDFC Bank-122LN08162610001	32,00,00,000	-
HDFC Bank-122LN10170350001	15,00,00,000	-
Oriental Bank of Commerce		
OBC-A/C-04957021000273 (Building)	3,99,05,032	7,22,54,809
OBC A/C-04957021000334 (Building)	25,26,32,877	30,31,84,556
OBC-A/C-04957025001833 (Building)	10,71,42,856	14,43,50,229
OBC-A/C-04957025005622 (Building)	40,50,00,000	47,82,97,746
OBC-A/C-04957021000402 (Building)	45,00,00,000	20,00,68,033
OBC-A/C-4957021000235 (Building)	3,57,14,296	8,12,05,463
Punjab National Bank		
PNB-A/C-2977001C00000384 (Building)	-	36,07,501
PNB-A/C-2977001C00000393 (Building)	-	52,42,491
PNB-A/C-2977001C00000409 (Building)	-	2,18,09,262
PNB-A/C-2977001C00000649 (Building)	20,01,35,793	-
From Other Parties (Secured)		
Religare Finvest Limited (Building)	23,85,00,000	31,80,00,000
TATA Capital Loan A/c. No.4101787 (Building)	2,68,33,400	6,51,66,700
TATA Capital Loan A/c. No.4224596	81,66,600	1,98,33,300
TATA Capital Financial Services Lt A/C No-4672842	10,00,00,000	-
TATA Capital Financial Services Lt A/C No-6803332	25,00,00,000	-
Loan-Dillip Construction Pvt Ltd	1,50,00,000	-
(b) O/D LOAN FROM BANK		
Allahabad Bank		
Bank A/C-All.Bank-OD-50010093333	59,99,68,192	62,99,18,027
Bank A/C-All.Bank-OD-50010135660	(21,735)	4,50,74,267
Oriental Bank of Commerce		
Bank A/C-OBC-OD-4955011000197	40,00,00,000	39,99,99,920
Bank of India		
Bank A/C-BOI-OD-514027110000002	8,36,87,389	-
Canara Bank		
Bank A/C-Can Bank-OD-2887256010016	19,46,02,187	19,98,02,771
Punjab National Bank		
Bank A/C- PNB-2977009300000168	-	1,00,26,905
Bank A/C- PNB-2977009300005480	11,30,23,221	13,98,56,259
Bank A/C- PNB-2977009300005550	9,41,69,910	11,24,80,891
Bank A/C-PNB-2977009300005392	4,28,48,283	5,79,56,552
Sub Total	4,51,19,75,041	3,96,78,00,791
(A)	5,99,30,55,691	5,41,95,08,415

Particulars	As at March 31st,	
	2017	2016
	Rs.	Rs.
(c) Loans and advances from related parties		
Unsecured considered good	-	-
(B)	-	-
(d) Other loans and advances (Unsecured)		
Corner Point	1,50,000	1,50,000
Others*	-	-
(C)	1,50,000	1,50,000
TOTAL	5,99,32,05,691	5,41,96,58,415



Primary Securities:

- (a) Term Loan from Allahabad Bank is secured by Land & Building of the Society & OD is sanctioned against
- (b) **Co-lateral Securities**
All Loans from Allahabad Bank are secured by Land & Building of the Society.
- (c) **Personal Guarantee**
Dr. Achyutananda Samanta, Founder.
- (ii) **Secured Loan from Bank of India**
Primary Securities:
- (a) Term Loan from Bank of India is secured by Land & Building & equipments of the Society.
- (b) **Co-lateral Securities**
All Loans from Bank of India are secured by Land & Building & equipments of the Society.
- (c) **Personal Guarantee**
Dr. Achyutananda Samanta, Founder & Mr. R. N. Dash, Secretary.
- (iii) **Secured Loan from Canara Bank**
Primary Securities:
- (a) Term Loan from Canara Bank is secured by Land & Building & Furniture Fixture of the Society.
- (b) **Co-lateral Securities**
All Loans from Canara Bank are secured by Land & Building & Furniture Fixture of the Society.
- (c) **Personal Guarantee**
Dr. Achyutananda Samanta, Founder
- (iv) **Secured Loan from HDFC Bank**
Primary Securities:
- (a) Term Loan from HDFC Bank is secured by Land & Building & equipments of the Society.
- (b) **Co-lateral Securities**
All Loans from HDFC Bank are secured by Land & Building & equipments of the Society.
- (c) **Personal Guarantee**
Dr. Achyutananda Samanta, Founder.
- (v) **Secured Loan from OBC**
Primary Securities:
- (a) Term Loan from OBC is secured by Land & Building & Furniture Fixture of the Society & OD is sanctioned
- (b) **Co-lateral Securities**
All Loans from OBC are secured by Land & Building & Furniture Fixture of the Society.
- (c) **Personal Guarantee**
Mrs. Saswati Bal, President, Dr. Achyutananda Samanta, Founder, Mr. R. N. Dash, Secretary, Mr.
- (vi) **Secured Loan from PNB**
Primary Securities:
- (a) All Loans from PNB are secured by Land & Building & Furniture Fixture of the Society.
- (b) **Co-lateral Securities**
All Loans from PNB are secured by Land & Building & Furniture Fixture of the Society.
- (c) **Personal Guarantee**
Dr. Achyutananda Samanta, Founder & Mr. R. N. Dash, Secretary.
- (vii) **Secured Loan from Religare Finvest Ltd.**
Primary Securities:
- (a) Term Loan from Religare Finvest Ltd. is secured by Land of the Society.
- (b) **Co-lateral Securities**
Term Loan from Religare Finvest Ltd. is secured by Land of the Society.
- (c) **Personal Guarantee**
Mrs. Saswati Bal, President, Dr. Achyutananda Samanta, Founder, Mr. R. N. Dash, Secretary, Mr. Umapada Bose, Member.



Primary Securities:

- (a) Term Loan from TATA Capital Financial Services Ltd. is secured by Land & Building of the Society.
- (b) **Co-lateral Securities**
Term Loan from TATA Capital Financial Services Ltd. is secured by Land & Building of the Society.
- (c) **Personal Guarantee**
Dr. Achyutananda Samanta, Founder, Mr. R. N. Dash, Secretary.

Note 2.4 : Other long-term liabilities

(Amount in ₹)

Particulars	As at March 31st,	
	2017	2016
	Rs.	Rs.
(a) Payables:		
(i) Payable to Sundry Creditors-	9,41,033	10,12,033
(ii) Bills Payables-	-	-
	9,41,033	10,12,033
(b) Others:		
(i) Payables on purchase of fixed assets	-	-
(ii) Security deposit received	2,000	2,000
(iii) Caution Money Innovation Fund	22,48,209	22,60,209
(iv) Advance from others-	-	62,31,755
(v) Contingency-DST Inspire Programme	15,621	64,55,000
TOTAL	32,06,863	1,59,76,618

Note 2.5 : Short-term borrowings


(Amount in ₹)

Particulars	As at March 31st,	
	2017	2016
	Rs.	Rs.
(a) Term loans		
From banks (Secured)		
Canara Bank		
Canarabank- A/C-2887773000123 (STL)	-	-
Canarabank- A/C-2887773000125 (STL)	-	-
HDFC Bank		
HDFC Bank-122LN10160250001(STL)	-	15,00,00,000
HDFC Bank-122LN10170330001	20,00,00,000	-
HDFC Bank-122LN10160250001	-	-
Sub Total	20,00,00,000	15,00,00,000
(b) O/D LOAN FROM BANK		
Allahabad Bank		
Bank A/C-All.Bank-80000194	-	-
Bank A/C-All.Bank-OD-50251267159	-	10,01,28,290
Bank A/C-All.Bank-CC-50365848523	10,03,89,948	-
Sub Total	10,03,89,948	10,01,28,290
TOTAL	30,03,89,948	25,01,28,290

Note 2.6 : Payables

(Amount in ₹)

Particulars	As at March 31st,	
	2017	2016
	Rs.	Rs.
(a) Payables:		
(i) Acceptance		
Payable to staff	14,00,24,610	12,93,86,539
Payable to student	44,98,798	48,08,292
Payable to professionals	11,96,268	2,60,750
Payable to Sundry Creditors	49,74,01,604	5,18,49,633
Expenses Payable	18,84,060	14,65,029
(ii) Other than Acceptances	-	-
TOTAL	64,50,05,340	18,77,70,243



	Rs.	Rs.
(a) Statutory remittances :		
E.P.F Payable	1,00,46,197	88,11,501
ESI Payable	12,38,232	12,96,838
CPF Payable	46,400	87,600
TDS Payable	2,57,17,549	2,02,16,544
Professional Tax Payable	7,79,025	9,65,950
Sales Tax Payable	1,22,20,395	81,20,000
Service Tax Payable	-	6,48,436
VAT Paybles	-	-
LIC Payable	37,638	34,808
(b) Payables on purchase of fixed assets	-	1,16,18,947
(c) Contractually reimbursable expenses	-	-
(d) Interest accrued on trade payables	-	-
(e) Interest accrued on others	-	-
(f) Advances from customers	14,55,000	-
(g) Others	-	-
Rent Payable	63,85,102	61,74,827
Fellowship to JFR Payble	4,01,973	4,01,973
Fellowship to SRF Payble	11,81,886	13,05,886
Contribution to KISS	53,90,937	1,15,40,349
Contribution to Staff	18,678	18,678
Grant-in-Aid Unutilized	6,00,000	2,38,39,452
Staff Loan	43,70,175	35,12,666
Other Payables	31,37,301	20,75,311
Bills payables	5,36,52,417	7,75,23,502
	-	-
TOTAL	12,66,78,904	17,81,93,267

Note 2.9 : Investments		(Amount in ₹)	
Particulars	As at March 31st,		
	2017	2016	
	Rs.	Rs.	
Non-current investments:		-	
Long-term investments- at cost		-	
Trade (unquoted)		-	
(a) Investments in equity instruments		-	
400000 Shares in Kalinga Media Private Limited @ ₹ 100/-	4,00,00,000	4,00,00,000	
	-	-	
TOTAL	4,00,00,000	4,00,00,000	

Note 2.10 : Long-Term Loans and Advances		(Amount in ₹)	
Particulars	As at March 31st,		
	2017	2016	
	Rs.	Rs.	
Unsecured, considered good			
(a) Capital advances			
(b) Security deposits	16,95,96,434	4,24,26,069	
(c) Advance against payables	3,00,726	3,00,726	
(d) Other loans and advances			
(i) Loans and advances to employees			
(ii) Prepaid expenses-		4,33,966	
(iii) Others-			
Intra Loans & Advances	31,75,63,050	30,86,22,461	
Loans TBI	1,30,88,606	88,606	
(c) Innovation Fund (Grant)	54,68,245	1,17,00,000	
(f) Balances with government authorities			
Service Tax	17,87,925	15,00,000	
Provident Fund	4,07,488	4,07,488	
ESI	21,56,139	21,56,139	
TOTAL	51,03,68,613	36,76,35,455	



	2017	2016
	Rs.	Rs.
(a) Electrical Consumables	2,62,60,618	2,18,27,796
(b) Raw Material & Consumables	-	-
(c) Chemicals	76,370	75,406
(d) Spares	48,88,492	10,47,325
(e) Furniture & Fixture	55,96,757	2,21,51,203
(f) Equipment/Machinery	11,36,26,791	2,55,80,522
(g) Medical Equipment	2,20,68,316	42,51,474
(h) Laptop	75,84,505	2,24,69,843
(i) Printing & Stationery	22,51,361	16,54,825
TOTAL	18,23,53,211	9,90,58,394

Note 2.12 : Receivables: (Amount in ₹)


Particulars	As at March 31st,	
	2017	2016
	Rs.	Rs.
(a) Fees Receivable From Students	32,99,98,137	20,49,00,150
(b) Receivables from Customers		
(i) Hospital Dues	14,91,54,808	8,65,34,717
(ii) Pharmacy Dues	48,98,513	45,95,196
(c) Grant-In-Aid Receivables	-	36,05,682
(d) Advance Income Tax		
Advance Tax Paid		-
TDS Receivables	3,79,66,274	2,23,15,557
TCS Receivables	27,762	-
(e) Other Receivables-		
KISS	15,74,47,784	8,47,784
Other Receivables	1,92,05,662	6,43,359
Project Fund Receivables	-	-
TOTAL	69,86,98,940	32,34,42,446

Note 2.13 : Cash and cash equivalents (Amount in ₹)

Particulars	As at March 31st,	
	2017	2016
	Rs.	Rs.
(a) Cash on hand (As certified by the Management)	2,07,51,476	97,33,093
(b) Cheques, Drafts on hand	1,15,617	3,06,117
(c) Balances with banks		
(i) In Current Accounts	34,80,15,348	13,86,00,084
(ii) In Savings Account	53,21,59,483	25,84,94,408
(iii) In Deposit Accounts	32,41,48,587	25,46,50,037
(d) Others	-	-
TOTAL	1,22,51,90,510	66,17,83,739

(i) The details of balances as on Balance Sheet dates with banks in Current Account (Amount in ₹)


Particulars	As at March 31st,	
	2017	2016
	Rs.	Rs.
Allahabad Bank - Current A/c	9,32,36,665	8,11,12,999
Axis Bank Ltd.-Current A/c	15,904	15,904
Bank of India -Current A/c	7,67,23,164	3,16,33,094
Canara Bank-Current A/c	26,74,301	3,16,970
Central Bank of India-Current A/c	52,832	52,832
HDFC-Current A/c	5,78,85,312	1,77,15,220
ICICI BANK-Current A/c	1,44,14,658	-
Indian Overseas -Current A/c	2,13,358	2,13,358
Oriental Bank of Commerce-Current A/c	96,61,242	30,16,341
Punjab National Bank-Current A/c	6,30,17,360	40,28,789
State Bank Of India -Current A/c	1,68,17,057	4,36,859
Union Bank of India-Current A/c	-	-
United Bank Of India - Current A/c	1,33,03,493	57,718
TOTAL	34,80,15,348	13,86,00,084



Particulars	As at March 31st,	
	2017	2016
	Rs.	Rs.
Allahabad Bank -Savings A/c	6,79,36,092	9,95,52,146
Axis Bank Ltd.-Savings A/c	2,55,826	2,55,826
Bank of India -Savings A/c	4,54,44,802	(4,90,50,546)
Canara Bank-Savings A/c	17,97,69,122	51,78,085
HDFC-Savings A/c	27,19,629	58,80,774
ICICI Bank Ltd.-Savings A/c	-	7,58,836
Oriental Bank of Commerce-Savings A/c	3,74,13,920	17,06,50,152
Punjab National Bank-Savings A/c	19,03,24,845	1,27,237
State Bank Of India -Savings A/c	2,41,598	1,24,90,880
State Bank of Travancore-Saving A/c	6,30,270	6,30,270
Syndicate Bank-Savings A/c	-	-
United Bank Of India - Savings A/c	74,14,156	1,20,11,621
UTI BANK-Savings A/c	9,224	9,126
TOTAL	53,21,59,483	25,84,94,408

(iii) The details of deposit accounts as on Balance Sheet dates with banks (Amount in ₹)

Particulars	As at March 31st,	
	2017	2016
	Rs.	Rs.
FD-Alla.Bank-50145558402	8,00,000	8,00,000
FD- Alla. Bank, KIIT-20139448832	6,88,333	6,88,333
FD-Alla. Bank,KIIT-20139451775	1,80,22,681	1,80,22,681
FD-Alla.Bank,KIIT-50002705881	10,00,000	10,00,000
FD-Alla.Bank, KIIT-50002705916	10,00,000	10,00,000
FD- Alla.Bank-KIIT-50033302988	9,76,047	9,76,047
FD-Alla.Bank-KIIT-50037604770	6,81,263	6,81,263
FD-Alla.Bank-KIIT-50037604781	4,08,754	4,08,754
FD-Alla.Bank,Nayapalli-50002218877	45,305	45,305
FD-Alla.Bank -50269500629	1,00,000	1,00,000
FD-Alla.Bank -50231261151	-	-
F.D-All. Bank A/C-50188047442	1,00,000	1,00,000
FD-ALLAHABAD BANK-50177944047	1,70,668	1,70,668
FD-ALLAHABAD BANK-50177943871	1,07,927	1,07,927
FD-ALLAHABAD BANK-50141912094	1,79,300	1,79,300
FD-ALLAHABAD BANK-50143301388	1,54,000	1,54,000
FD-ALLAHABAD BANK-50130190272	1,35,000	1,35,000
FD-ALLAHABAD BANK-50281868905	5,00,000	5,00,000
FD-ALLAHABAD BANK-50281873584	7,00,000	7,00,000
FD-ALLAHABAD BANK-50298823272	8,29,34,346	8,29,34,346
F.D-B. O. I-A/C-556645110000001	-	-
F. D-B. O. I-A/C-556645110000002	-	-
F. D-B. O. I-A/C-556656110000220	21,25,000	21,25,000
F. D-B. O. I-A/C-556656110000221	63,75,000	63,75,000
F.D-B. O. I-A/C-556656110000232	3,00,00,000	3,00,00,000
F.D-B. O. I-A/C-556656110000245	-	75,00,000
F.D-B. O. I-A/C-556656110000246	25,00,000	25,00,000
F.D-B.O.I-A/C No.-556645110000008	-	-
F.D-B.O.I-A/C No.-556656110000216	1,20,00,000	1,20,00,000
F.D-B.O.I-A/C No.-556645110000028-	-	65,00,000
F.D-B.O.I-A/C No.-514045110000121	1,01,46,250	-
F.D-B.O.I-A/C No.-514045110000080	10,33,880	-
F.D-B.O.I-A/C No.-556645110000131	6,40,436	-
F.D-B.O.I-A/C No.-556645110000125	2,39,216	-
F.D-B.O.I-A/C No.-514045110000119	10,15,34,267	-
F.D-B.O.I-A/C No.-556645110000082	15,78,050	-
F.D-B.O.I-A/C No.-556645110000083	75,77,267	-
FD-Canara Bank-A/C-2487401001370/1	1,20,12,817	1,20,12,817
FD-OBC-04953021007052	-	4,88,00,000
FD-OBC-13463031013465	15,74,114	14,71,272
FD-OBC-13463031011379	1,25,319	1,17,170.00
FD-OBC-13463031009918	12,83,261	11,91,554.00
FD-OBC-KIIT	-	-
SubTotal	29,94,48,501	23,92,96,437




	2017	2016
	Rs.	Rs.
FD-OBC-13463031032954	91,43,349	-
FD-OBC-13463031032923	2,03,137	-
FD-PNB-CSPur-297700PR00022140	40,00,000	40,00,000
FD-Allahabad Bank-50028720549	10,00,000	10,00,000
FCR A/C-Allahabad Bank-50164417833	1,00,00,000	1,00,00,000
F.D-B.O.I-A/C No.-556645110000028	-	-
Mutual Fund In UTI-SOM	3,53,600	3,53,600
FD with OBC-2112797	-	-
FD with OBC-2112798	-	-
FD with OBC-13463031019122	-	-
FD with OBC-13463031023464	-	-
FD with OBC-13463031024911	-	-
FD with OBC-13463031026076	-	-
Sub Total	2,47,00,086	1,53,53,600
TOTAL	32,41,48,587	25,46,50,037

Note 2.14 : Short-term loans and advances (Amount in ₹)

Particulars	As at March 31st,	
	2017	2016
	Rs.	Rs.
(a) Loans and advances to employees (Unsecured, considered good)		
Staff Advance for salary	2,37,09,920	1,48,09,059
Advance For Office Expenses	39,63,542	2,58,29,721
(b) Prepaid Expenses	39,96,626	29,42,640
(c) Advance for Land & Building	72,05,06,799	65,16,33,137
(d) Advance against payable	62,79,95,740	14,95,80,978
(e) Other Loans & Advances	-	23,36,05,895
TOTAL	1,38,01,72,627	1,07,84,01,430


Note 2.15 : Other current assets (Amount in ₹)

Particulars	As at March 31st,	
	2017	2016
	Rs.	Rs.
(a) Accruals		
Interest accrued on deposits	2,33,52,247	2,20,68,225
(b) Interest accrued on Security Deposit	-	5,79,474
(c) Rent Receivable	-	-
(d) Other Current assets	-	1,55,18,431
TOTAL	2,33,52,247	3,81,66,130



Particulars	AS AT MARCH 31st,	
	2017	2016
	Rs.	Rs.
(a) STUDENTS' FEES		
Admission & Tuition Fees	61,29,43,424	65,22,05,052
Utility & Maintenance Fees	6,30,000	75,23,000
Examination Fees	3,78,35,022	1,85,69,930
Counselling & Registration Fees	9,37,89,444	7,94,60,500
Hostel Fees	85,06,79,862	66,27,85,786
Mess Fees	52,03,15,086	47,41,10,413
Miscellaneous Fees	1,41,38,831	1,13,96,009
Training Fees	-	1,04,92,231
Institutional Fees	3,59,05,15,113	3,02,79,97,562
Course Material Fees	4,20,000	42,05,742
Transportation, Laundry Fees	1,25,54,700	42,78,600
Sub Total	5,73,38,21,482	4,95,30,24,825
(b) R & D, SEMINAR AND CONSULTANCY INCOME		
Grant-in-Aid- DST	3,12,08,110	3,34,08,253
Grant-in-Aid-MNRE	43,93,867	31,87,000
Grant-in-Aid-ICMR	67,00,065	50,92,836
Grant-in-Aid-DBT	82,68,362	59,38,829
Grant-in-Aid-CSIR	9,09,710	14,18,680
Grant-in-Aid-ICSSR	10,11,500	24,32,000
Grant-In-Aid BRNS	39,61,223	86,57,075
Grant-in-Aid Common	9,14,39,090	2,87,02,771
Salmonelle Vaccins Projects (KSBT)-	15,29,803	64,65,820
Seminar & Conference Income	23,14,605	1,01,09,451
Grant-in-Aid OSFDC	29,68,353	-
Grant-in-Aid-AICTE	-	-
99th India Science Congress	25,800	-
NSS Camping Programme	-	-
Consultancy Income	16,05,509	3,65,039
PGDIAM Fees	80,500	17,33,000
Other Income- MDP Fees	17,53,000	16,01,579
Sub Total	15,81,69,497	10,91,12,333
TOTAL	5,89,19,90,978	5,06,21,37,158

Note 2.17 : Other income		(Amount in ₹)	
Particulars	Year ended March 31st,		
	2017	2016	
	Rs.	Rs.	
(a) Interest income (Refer Note (i) below)	1,88,09,228	2,76,17,707	
(b) Other non-operating income (net of expenses directly attributable to such income) (Refer Note (ii) below)	1,04,69,39,458	72,59,51,586	
(c) Prior period income (Refer Note (iii) below)	-	-	
TOTAL	1,06,57,48,686	75,35,69,293	




	Rs.	Rs.
(i) Interest income comprises:		
Interest from banks on: Fixed deposits	80,14,896	1,93,83,535
Interest from banks on: Savings deposits	1,07,94,332	71,28,604
Interest on Income Tax Refund	-	-
Other Interest (Against Security Deposit of CESU)	-	11,05,567
Total - Interest income	1,88,09,228	2,76,17,707
(ii) Other non-operating income comprises:		
Discount Received	59,53,953	7,842
Income from facilities uses	82,53,320	5,45,24,806
Insurance Claim	-	-
Sale of Medicines	30,92,78,488	18,74,59,348
Collection from Patient	61,12,27,748	45,13,33,540
Electricity & Others	1,18,67,857	6,72,416
Other Income-Sports	2,51,11,974	1,07,90,959
Stock Adjustment	-	-
Other Income	3,66,36,232	2,11,62,676
Profit on Sale of Land	3,86,09,885	-
Total - Other non-operating income	1,04,69,39,458	72,59,51,586
(iii) Details of Prior period items (net)		
Prior period income	-	-
Prior period items (net)	-	-
TOTAL	1,06,57,48,686	75,35,69,293

Note 2.18 : Employee benefits expense (Amount in ₹)


Particulars	Year ended March 31st,	
	2017	2016
	Rs.	Rs.
(a) Salaries and wages		
Salary (Teaching Staff)	94,75,18,519	91,83,88,559
Salary (Non-Teaching Staff)	70,49,12,844	60,39,80,423
(b) Contributions to provident and other funds		
Employer's Contribution to P.F	5,76,06,515	5,03,15,971
Employer's Contribution to E.S.I	1,10,20,167	1,11,82,899
EPF Administrative Charges	65,15,554	56,27,436
(c) Staff welfare expenses		
Staff Welfare & Development Expenses	62,76,806	61,00,543
Staffs Mediclaim	1,24,73,796	45,50,435
Refreshment Expenses	3,24,01,300	72,46,940
Liveries & Uniforms	1,81,72,901	88,59,578
TOTAL	1,79,68,98,402	1,61,62,52,784

Note 2.19 : Finance costs (Amount in ₹)


Particulars	Year ended March 31st,	
	2017	2016
	Rs.	Rs.
(a) Interest expense on:		
(i) Borrowings		
Interest on Term Loan	53,65,75,478	46,87,11,995
Interest on O/D A/c	12,17,13,442	10,81,76,970
(ii) Others		
Interest on Sales Tax	-	-
Interest on TDS	-	8,04,088
Sub total	65,82,88,920	57,76,93,053
(b) Other borrowing costs		
Loan Processing Fees	2,41,55,518	1,04,30,477
LC/BG Commission Charges	95,18,370	21,367
Bank Charges & Commission	26,53,605	13,58,525
Sub total	3,63,27,492	1,18,10,369
TOTAL	69,46,16,412	58,95,03,422



	Rs.	Rs.
(a) Education & Related Expenses:		
Centre Charges	16,182	3,06,975
Data Processing Charges	3,85,05,746	3,23,89,583
Entrance Exam Expenses	95,760	69,03,273
Training Expenses	78,36,747	49,73,138
Study Tour	8,90,237	5,09,600
Registration Charges	79,69,274	85,35,197
Facility & Logistic Expenses	82,46,442	3,60,16,751
#Journals & Periodicals		
a) e-Journals	1,74,59,474	1,64,56,194
b) Print Journal	12,62,066	1,54,26,043
#Scholarship & Stipend		
a) Free Studentship	12,46,86,451	8,23,29,771
b) KIIT Merit Scholarship.	1,17,86,017	33,85,539
c) Stipend	8,80,55,422	6,67,54,715
Stationery Allowances for Students	3,19,291	8,28,736
Photocopy of Study Materials	75,915	36,94,436
Material & Consumables	3,65,91,305	2,98,77,075
Computer Consumables	58,87,831	42,10,011
Printing & Consumption	85,47,237	58,42,833
Pest Control Expenses	1,37,982	3,62,742
Felicitation expense	11,03,862	8,91,534
Cultural Program Expense	48,97,014	39,24,247
Tent House Charges	41,05,940	45,28,823
Decoration Charges	7,18,181	21,25,458
Hiring Charges on Equipment	15,94,847	37,59,459
Student Welfare & Development Exp.	41,49,970	2,17,817
Medal & Prize	61,01,570	65,46,594
Puja Expenses	3,53,276	2,88,469
Lodging & Boarding Expenses	3,12,96,848	2,09,68,777
Student Boarding Expenses	41,33,44,548	37,06,19,953
Consumables Consumption	14,65,51,536	8,42,81,583
Laundry Expenses	2,53,77,426	32,48,172
Internet Charges	68,19,340	80,56,000
Cable Charges	1,29,792	1,77,894
Write off Laptop	2,75,96,950	60,56,022
Student Uniforms	4,14,864	1,38,024
Sub total	1,03,29,25,344	83,46,31,438



Particulars	2017	2016
	Rs.	Rs.
(b) R & D, SEMINAR, WORKSHOP AND CONSULTANCY EXP.		
AICTE-Project	-	10,856
CRR Project	35,39,628	37,81,735
OSFDC Project	24,84,438	17,42,828
Kalahandi Project	-	3,85,985
SDT & PLET PROJ EXPENSES	-	8,76,765
HUL -- COSUMABLES	-	69,893
Salmonelle Vaccins Projects (KSBT)	15,70,422	13,05,832
67th All India Commerce Conference	-	-
BRFST-Project	-	18,400
DRDO Project	-	83,912
MNRE Project	16,56,286	14,98,156
CDA Chilika Project	36,68,499	34,95,676
DBT Project	36,05,226	89,60,636
ICMR Project	1,13,93,681	41,39,365
BRNS Project	38,07,616	17,73,503
DST Project	3,47,50,669	2,40,70,288
CSIR Project	14,69,988	7,77,052
PDC Project	-	10,55,856
Other Project Exp.	42,30,893	27,42,983
MDP - Training expenses	-	9,23,528
Research, Seminar, Consultancy	-	5,00,13,756
Proejct Proposal Fees	3,00,000	1,15,250
Sub total	7,24,77,346	10,78,42,254
(c) Adminisrative & establishment expenses:		
Advertisement & Publicity Expenses	14,55,86,903	16,26,10,554
Affiliation Fee	28,23,300	17,57,590
AUDIT FEES	34,50,000	34,70,000
Biomedical wastages treatment Expense	34,08,357	26,83,715
Broadband Expenses	-	11,58,731
Consultancy & Legal Charges	15,10,75,132	8,18,47,410
Diet Expenses	1,32,90,178	1,15,03,249
Discount Allowed	58,109	21,292
Documentation Expenses	1,56,558	1,40,834
Donation	20,98,955	14,44,905
Donation to KISS	69,39,76,783	58,21,25,784
Drugs & Chemical, other consumable	3,62,94,744	5,77,51,939
Electricity & Water Charges	17,75,71,922	15,91,80,337
Frieght Charges	-	15,22,656
Fucl, Oil & Lubricant	3,65,53,378	2,94,11,774
Gardening Expenses	85,02,923	71,47,836
Health Camp Expenses	22,975	1,42,574
Hospital Related Expenses	54,24,887	1,67,74,577
House Keeping Expenses	10,05,25,035	7,19,14,814
Inspection Fee	45,16,325	31,94,423
Installation charges	3,56,460	6,68,780
# Insurance		
a) Building	2,83,663	5,12,068
b) O .	3,59,784	2,22,954
c) Vehicle	50,44,035	20,15,403
Laboratory Consumables	43,46,884	25,75,937
Licence Fees	8,30,60,984	2,01,31,612
Light & Sound charges	20,43,227	8,60,113
Loss on Sale of Motor Vehicles	-	8,257
Marketing Expences	14,68,042	1,69,766
Medical Expenses	2,52,463	1,64,522
Membership Fec	24,03,544	16,17,604
Minor Instrument & Accessories	-	9,49,328
Miscellaneous Expenses	21,04,579	16,71,329
Newspaper & Periodicals	14,98,211	52,65,455
Office Expenses	19,03,637	20,07,114
Price Rate Differential - PRD	63,006	55,785
Parking & Toll Gate Charges	1,25,941	4,33,941
Sub total	1,49,06,50,925	1,23,51,34,960

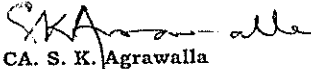



	Rs.	Rs.
(c) Administrative & establishment expenses:		
Photocopy, Printing & Stationery	2,33,98,787	2,40,15,199
Postage & Courier	50,09,900	52,74,733
Purchase of Medicine	20,53,60,792	12,98,95,930
Rent, Rates & Taxes	5,50,16,564	3,98,35,936
Realised Gain/Loss Foreign Currency	0	18,677
# Repair & Maintenance:		
a. Building	2,32,52,694	1,40,82,048
b. Other Assets	1,98,46,763	3,23,75,103
c. Vehicle	62,06,867	64,47,578
d. Computer	2,53,75,859	63,45,343
d. AMC	3,58,38,317	2,70,41,052
Telephone Expenses	49,42,336	47,51,556
Temporary Structure/Interior Decoration	2,00,000	9,16,927
Transport, Travelling & Conveyance	5,92,43,218	4,00,16,465
Vehicle Hiring Charges	1,19,63,846	32,52,860
Washing Charges	34,864	1,64,763
Watch & Ward Expenses	8,80,921	2,76,590
Website Domain Charges	2,35,548	49,520
Loss on Stock Physical Inventory	74,564	22,979
Advance Written Off	-	-
Sub total	47,68,81,842	33,47,83,259
(d) Prior period items (net)		
Prior Period Adjustment	-	-
Sub total	-	-
TOTAL	3,07,29,35,458	2,51,23,91,912

Note: (Amount in ₹)

Particulars	Year ended March 31st,	
	2017	2016
	Rs.	Rs.
(i) Payments to the auditors comprises		
As auditors - statutory audit	34,50,000	34,20,000
For taxation matters		50,000
For other services		
Reimbursement of expenses		
TOTAL	34,50,000	34,70,000

As per our report attached
for Santosh K. Agrawalla & Associates
Chartered Accountants
Firm's Registration No.322231E


CA. S. K. Agrawalla
Partner
Membership No- 055996






Place : Bhubaneswar
Date : 10th. January, 2018

10/01/2018
S. K. Agrawalla
Partner
Membership No. 055996

Fixed Assets Schedule and Depreciation Fund as on 31st March, 2017

Sl. No.	Particulars	GROSS BLOCK				DEPRECIATION				NET BLOCK			
		Opening Balance	Addition during the year > 6 month	Deletion during the year < 6 month	Total	Depreciation B/F	Rate of Depreciation	Dep. For the year	Deletion during the year	Total Dep. as on 31.03.2017	WDV as at 31.03.2017	WDV as a %	
1	2	3	4	5	6	7	8	9	10	11	12	13	14
1	Air conditioner including Installation	4,80,32,255	35,57,869	14,93,016	-	5,30,83,140	3,18,65,033	0.20	38,40,786	-	3,57,05,819	1,73,77,321	1,6
2	Audio Visual equipment	4,29,43,949	10,14,736	75,73,417	-	5,15,32,102	2,56,62,563	0.20	38,57,074	-	2,95,19,637	2,20,12,464	1,7
3	Books & Library	39,70,54,417	28,22,288	9,73,97,140	-	49,72,73,845	15,53,55,754	0.15	4,32,02,387	-	19,85,58,141	29,87,15,705	24,1
4	Building	6,73,89,67,489	-	7,00,00,000	-	6,82,89,67,489	1,46,58,02,651	0.05	26,46,58,242	-	1,73,04,60,893	5,09,85,06,596	5,29,3
5	Computer Related	30,09,45,906	28,93,570	2,77,32,679	-	33,15,72,155	18,93,21,910	0.20	2,39,21,824	-	21,32,43,734	11,83,28,421	11,1
6	Computer Software	10,91,46,718	-	14,92,248	-	11,06,38,966	6,09,66,504	0.20	96,99,005	-	7,06,65,509	3,99,73,457	4,8
7	Central Medical Gas	1,54,87,541	-	-	-	1,54,87,541	1,04,21,336	0.20	10,13,241	-	1,14,34,577	40,52,964	5
8	Crockery & Utensils	75,10,015	24,75,279	39,76,592	-	1,39,61,886	18,43,178	0.15	14,27,975	-	32,71,153	1,06,90,733	5
9	Electrical, Electronics Equipments & Fittings	20,20,89,756	47,75,733	2,15,39,459	-	22,84,04,948	10,63,38,387	0.20	2,02,21,486	-	12,65,59,873	10,18,45,075	9,5
10	Furniture & Fixture & office Equipments	36,94,57,532	2,86,19,223	4,03,39,422	-	43,84,16,177	18,02,92,705	0.15	3,18,68,562	-	21,21,61,267	22,62,54,910	18,9
11	Land & land Development	1,25,57,01,407	10,95,90,242	-	83,50,115	1,35,69,41,534	-	-	-	-	-	1,35,69,41,534	1,25,5
12	Laptop	93,60,30,779	1,33,91,655	28,17,81,120	49,02,91,686	74,09,11,869	59,07,49,364	0.60	23,17,63,888	46,26,94,735	35,98,18,516	38,10,93,352	34,5
13	Machinery & Lab Equipments	24,16,66,556	7,30,175	49,98,021	-	24,73,94,752	15,54,57,113	0.20	1,73,79,009	-	17,28,36,122	7,45,58,629	8,6
14	Medical Equipment	47,00,25,432	-	1,65,60,727	-	48,65,86,159	25,07,95,189	0.20	4,37,65,423	-	29,45,60,612	19,20,25,548	21,9
15	Motor Vehicle	10,70,85,463	57,46,112	8,11,136	-	11,36,42,711	6,97,80,043	0.20	83,31,867	-	7,81,11,910	3,55,30,800	3,7
16	Photo Copiers	84,72,953	1,77,450	-	-	86,50,403	50,83,495	0.20	7,12,798	-	57,96,293	28,54,110	3
17	Scapature Garden	1,99,53,961	-	-	-	1,99,53,961	1,42,93,148	0.25	14,15,204	-	1,57,08,362	42,45,609	5
18	Solar Power System	50,02,236	-	-	-	50,02,236	36,16,895	0.25	3,46,335	-	39,63,230	10,39,006	1
19	Solar Water Heating System	1,39,92,148	-	17,74,920	-	1,57,67,068	78,53,606	0.25	15,85,647	-	94,39,253	63,27,815	6
20	Sports & Musical Equipments	1,11,01,424	-	-	-	1,11,01,424	60,61,759	0.20	10,07,933	-	70,69,692	40,31,732	5
21	Surveillance Equipments	6,55,36,164	1,04,000	6,24,000	-	6,62,64,164	1,92,34,725	0.20	93,08,211	-	2,85,42,936	3,77,21,228	4,6
22	Telephone & EPABX	92,67,773	-	-	-	92,67,773	58,86,169	0.15	5,10,466	-	63,96,635	28,71,138	3
23	Transformer & Generators	5,61,34,099	4,80,000	8,925	-	5,66,23,024	2,85,47,036	0.15	41,94,959	-	3,27,41,995	2,38,81,029	2,7
Total:		11,45,16,05,973	17,63,78,332	57,81,02,821	49,86,41,801	11,70,74,45,326	3,38,52,28,563		72,40,32,321	46,26,94,735	3,64,65,66,149	8,06,08,79,177	8,06,63
Research & Development		7,63,54,938	38,36,110	13,42,802	-	8,15,33,850	4,04,79,677	0.20	80,03,101	-	4,84,82,778	3,30,51,072	3,5
24	Machinery & Lab Equipments	3,70,001	1,16,700	9,15,180	-	14,01,881	2,31,483	0.20	82,930	-	3,14,413	10,87,468	1
25	Furniture & Fixture & office Equipments	2,43,923	-	3,62,075	-	6,05,998	1,38,243	0.15	27,756	-	1,65,999	4,39,999	1
26	Computer Related	38,33,233	22,38,994	27,73,721	-	88,45,938	9,36,476	0.30	5,85,023	-	15,24,499	73,21,439	2
Total:		8,08,02,085	61,91,804	53,93,778	-	9,23,87,667	4,17,85,879		87,01,810	-	5,04,87,689	4,18,99,978	3,90
Total:		11,53,24,08,058	18,25,70,136	58,34,96,599	49,86,41,801	11,79,99,32,993	3,42,70,14,442	-	73,27,34,131	46,26,94,735	3,69,70,53,838	8,10,27,79,155	8,10,53



PREVIOUS YEAR 10,85,61,71,435 18,78,24,597 53,75,40,889 4,91,88,863 11,53,24,08,058 2,82,75,66,099 64,01,32,325 4,06,83,982 3,42,70,14,442 8,10,53,93,616 8,02,86